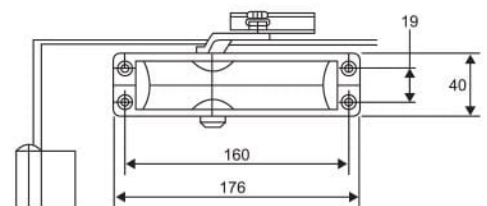
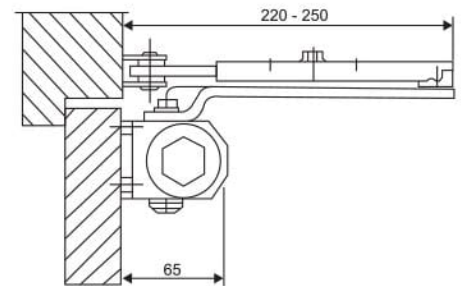
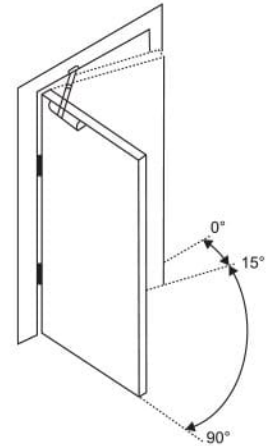
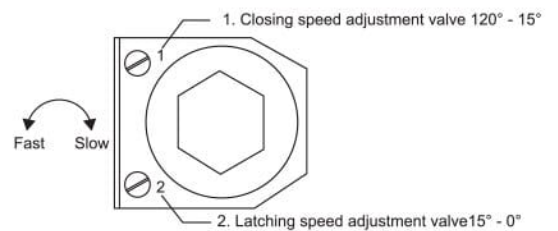


• **CKS-061A / CKS-061**
(Hold- open 90° / Non Hold open)



Data & Features

Max. doors width up to	(mm)	900
Max. doors weight up to	(kg)	45
Opening angle up to		110°
Hold-open function	(CKS-061A)	90°
Non-hold open function	(CKS-061)	-
Closing speed adjustable		120° - 15°
Latching speed adjustable		15° - 0
Dimensions (mm)	Length	176
	Width	65
	Height	40



CKS-061A & CKS-061, is an advance door closer, it can be use in almost all doors and windows, and offers excellence performance.
Optional: Non-hold open
: Hold open (90°)