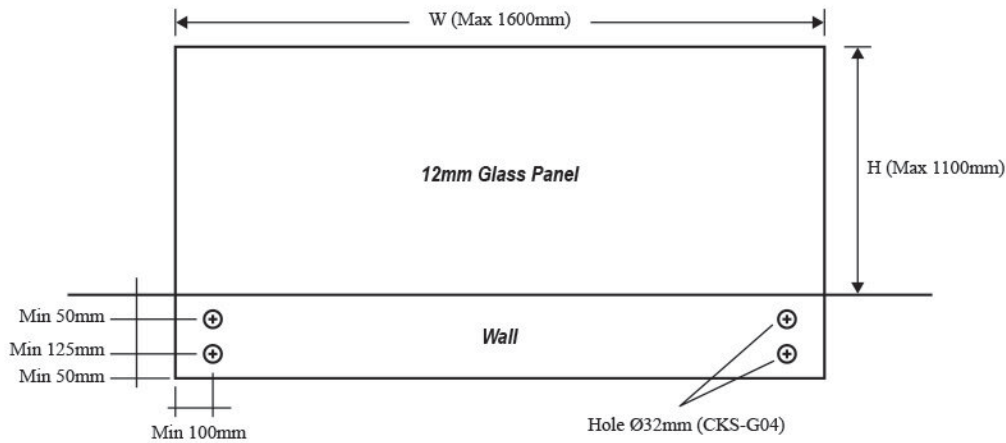
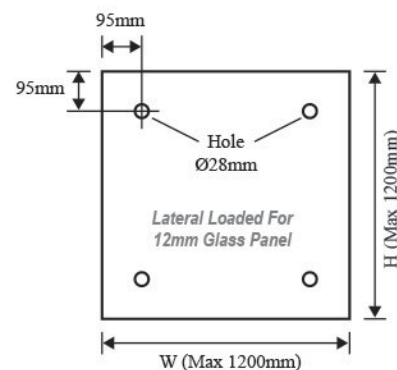
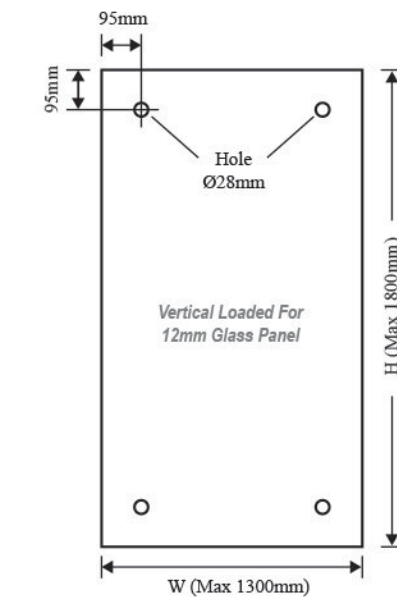


## Maximum Frameless Glass Panel Dimension For CKS Glass Base Connector (CKS-G04)



## Maximum Frameless Glass Panel Dimension For CKS Spider Fitting (CKS - F200)

|              | Maximum Positive Stress Test (kN) | Maximum Opposite Stress Test (kN) |
|--------------|-----------------------------------|-----------------------------------|
| CKS-F200-1   | 7.24                              | 7.45                              |
| CKS-F200-2   | 13.00                             | 13.65                             |
| CKS-F200-3   | 19.74                             | 20.43                             |
| CKS-F200-4   | 30.42                             | 32.38                             |
| CKS-F200-1/I | 10.30                             | 10.77                             |
| CKS-F200-2/I | 17.13                             | 18.50                             |
| CKS-F200-2/F | 4.19                              | 3.6                               |
| CKS-F200-4/F | 5.67                              | 5.37                              |



\* Dimensions indicated above are for reference or guide only. Individual project requirement might differ and to check with CKS sales personnel for final glass specification and thickness.