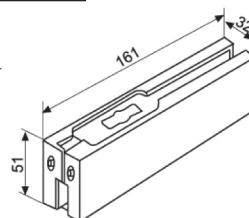
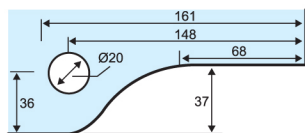
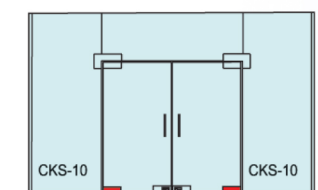


## PATCH FITTINGS

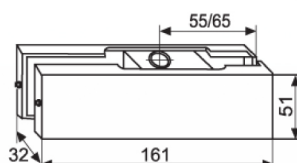
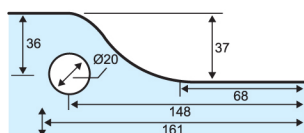


### • CKS-10

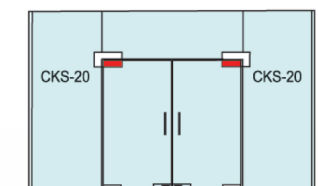


Bottom patch fitting

With insert for most floor hinges  
Fit for glass thickness : 10,12mm  
Finish of the cover plate : Polished Stainless Steel (PSS)

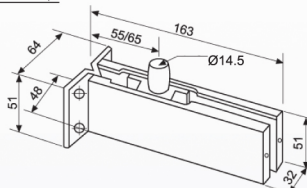
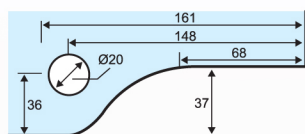


### • CKS-20

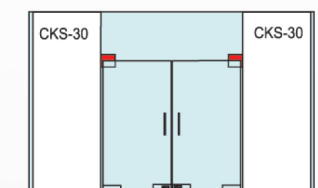


Top patch fitting

Fit for glass thickness : 10,12mm  
Finish of the cover plate : Polished Stainless Steel (PSS)

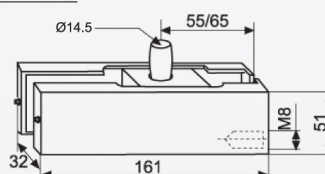
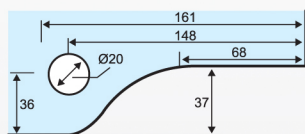


### • CKS-30

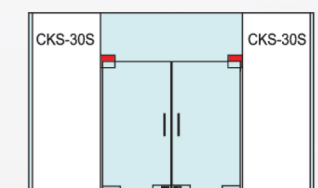


Overpanel pivot patch fitting

Fit for glass thickness : 10,12mm  
Finish of the cover plate : Polished Stainless Steel (PSS)



### • CKS-30S



Overpanel pivot patch fitting

Fit for glass thickness: 10,12mm  
Finish of the cover plate: Polished Stainless Steel (PSS)