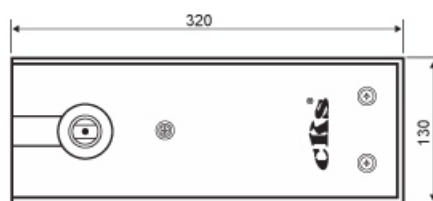
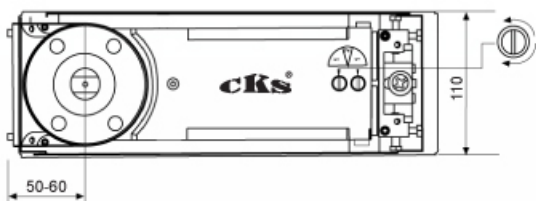



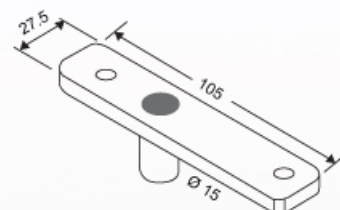
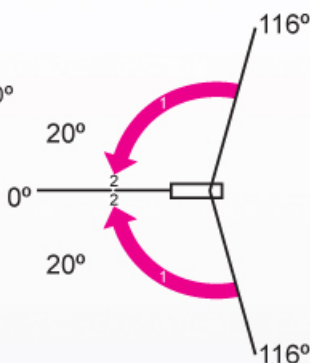
FLOOR HINGE

• CKS-840

(15nm, 20nm, 25nm)



1. Fully controlled closing action with speed adjustment for the ranges 116° to 20° to 0° (either direction)
2. Hold open at 90°
3. Non-hold open (optional)



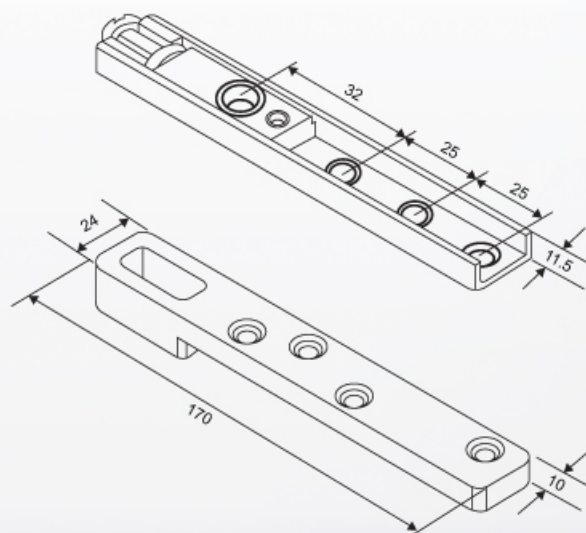
• Adjustable top centres

Data & Features

Spring strength		1	2	3	4
Closing force approx (Nm.)		15	20	25	28
Standard and door width		800	1000	1200	1300
Closing speed variable by valve adjustment		●	●	●	●
Door weights up to (kg)		75	100	115	130
Hold-open point or non-hold open 90°		●	●	●	●
		○	●	●	○
Weight approx (kg)		6.0	6.0	6.0	6.0
dimensions (mm)	Length	320	320	320	320
	Width	130	130	130	130
	Height	42	42	42	42

● Yes ○ Option

Adjustment in cement case: Length x 10mm, horizontal x 5mm, height x 5mm



• Bottom attach arm